

School from the future

Projet eTwinning - école élémentaire Marcel Pagnol - Cannes

GREEN PAPER





ECO's

The green paper

NEWS AND SCHOOLS FROM THE FUTURE

SCHOOL YEAR
2022/23

Welcome to the Marcel Pagnol green school!

By the Marcel Pagnol's pupils

Get to know us with our presentation video



<https://youtu.be/zPsogJXdzpc>





ECO's

The green paper

NEWS AND SCHOOLS FROM THE FUTURE

SCHOOL YEAR
2022/23


Let's clean up nature and the city!

By the Marcel Pagnol's pupils

Once a month, we organize a waste collection action around our school.

After collection, we sort the waste by material and put it in the bins for recycling.

We weigh the waste and count the cigarette butts.



We make posters and put them up outside the school to educate parents.

A single cigarette butt can pollute 500 L of water!



We also organize waste collection challenges with the different schools in the city. At the last challenge, 55 kg were picked up in total!

Are you ready for
the next challenge ?





ECO's

The green paper

NEWS AND SCHOOLS FROM THE FUTURE

SCHOOL YEAR
2022/23

Let's recycle to decorate Christmas!

By the Marcel Pagnol's pupils

In December, the time has come to decorate our school.

And if this year we made our decorations with recycled objects?




Objective: spend zero € and make do with what you have and what you get back.



Many families responded and helped transform our room into a giant recycling workshop!

And like the spirit of Christmas, the school showed solidarity with a charity action for the benefit of the Telethon.

Christmas objects were sold and
made it possible to donate 135€ to
the association.





ECO's

The green paper

NEWS AND SCHOOLS FROM THE FUTURE

SCHOOL YEAR
2022/23

Everyone on the bike!


By the Marcel Pagnol's pupils

For cycling mobility days or weeks, students bring their bikes, skateboards, push-scooters or rollerblades.

This action aims to make pupils aware of the benefits of this mode of travel in daily practice. This initiative promotes the well-being of children and their health.



There are several dozen bicycles that invade the playground, which shows the enthusiasm of children for this activity.



See you next year for Mobility Day on the first Monday of each month!

Cannes la Bocca, february 23rd 2023

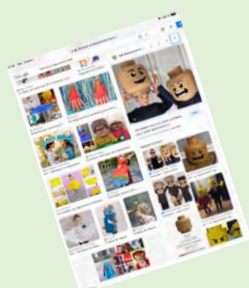
Let's recycle for Carnival !

A presentation of a creative activity by Marcel Pagnol's pupils, France

And why not make our carnival costumes ourselves?

This idea came from students in December after making Christmas decorations from recycled materials and objects.

On January 10th, pupils volunteers came together to look for ideas on the internet with Ipad. Everyone chose their own costume project, we printed them and we made the list of materials to be recovered.



During the next two weeks, we organized a collection of plastic bottles, cardboard, fabric, egg boxes, food packaging... The science room has become a real recycling center!



Once the material was gathered, we moved on to production: masks or cardboard heads, knights, samurai, queens of plastic, animals... with workshops in cutting, collage, drawing, painting.



Mutual help, sharing, inventiveness and good mood were at the center of this project.

Everyone was very proud to wear their homemade costume for the big party organized at school the day before the winter holidays!







ECO's

The green paper

NEWS AND SCHOOLS FROM THE FUTURE

SCHOOL YEAR
2022/23

How to make Paper?

By the Marcel Pagnol's pupils

Supplies :

- Water
- Old paper collected in the classrooms
- Window screen
- Washcloth, towel, rag, sponge ... to absorb water
- Small seeds, plant fibers, flower petals, food coloring,...(optional)
- Blender, plastic tubs

Instructions :

1. Tear the paper into tiny strips



2. Fill the blender about $\frac{3}{4}$ with water. Add the tiny strips to the blender. Run the blender until the mixture is a smooth pulp.



3. Place the window screen on top of one plastic tub.
4. Pour the pulp thinly and uniformly across the screen. Place a towel on top to absorb the extra water, while also pushing the water through the screen into the tube.



5. Place one hand firmly on top of the screen while you flip the screen over onto a table.
6. Remove the screen and put the cloth with paper pulp in a spot where it can dry for about 1 or 2 days.



7. With this paper you can make greeting cards.



You can also add little seeds in the pulp in order to make Seed Paper with the invitation to plant the card in the garden.





ECO's

The green paper

NEWS AND SCHOOLS FROM THE FUTURE

SCHOOL YEAR
2022/23

It's homemade time!

By the Marcel Pagnol's pupils

And if for the big school snacks we made homemade cakes? So let's do it !

Here is the recipe :

In a salad bowl, pour a plain yoghurt and keep the jar empty like a measuring cup.

Add 2 cups of powdered sugar, 3 pots of flour, 1/2 pot of vegetable oil, 3 eggs and 1 packet of baking powder.

You can then add flavours such as powdered chocolate or lemon zest.

Pour the cake batter into a baking dish. Bake for 40 minutes at 180 degrees.





ECO's

The green paper

NEWS AND SCHOOLS FROM THE FUTURE

SCHOOL YEAR
2022/23

A space against bullying in our school

By the Marcel Pagnol's pupils

What Is Bullying?

Bullying is unwanted, aggressive behavior among school aged children that involves a real or perceived power imbalance. The behavior is repeated, or has the potential to be repeated, over time.

Our project "Y-eah! Je suis là !"

The students of the E3D club from CP to CM2 imagined a space for kindness in a collaborative way.



They identified their needs and created their ideal place: a bench, many colors, a hidden place like a magic cabin and a wall of expression.

They came up with a name for their space that's a play of words: "Y- eah !" as **Espace Anti Harcèlement** and "Je suis là!" as I am here, I am an ambassador.

They have written rules for using this space



The space was first made as a prototype to be tested.





Then we asked the Town Hall to provide us with a bench and a wall board with paint to write with chalk.

All that remained was to transform them to give color to our space "Y'eah! I'm here!"



Our project rewarded by receiving
"The Citizen Education Prize"!

